

# 2018 BUDGET OVERVIEW

**Total County Budget**  
**\$100 M**



Operating - 89.7 M  
Capital - 13.5 M

**Total County Levy**  
**\$38.3M**

**Base Levy\***  
**3%**

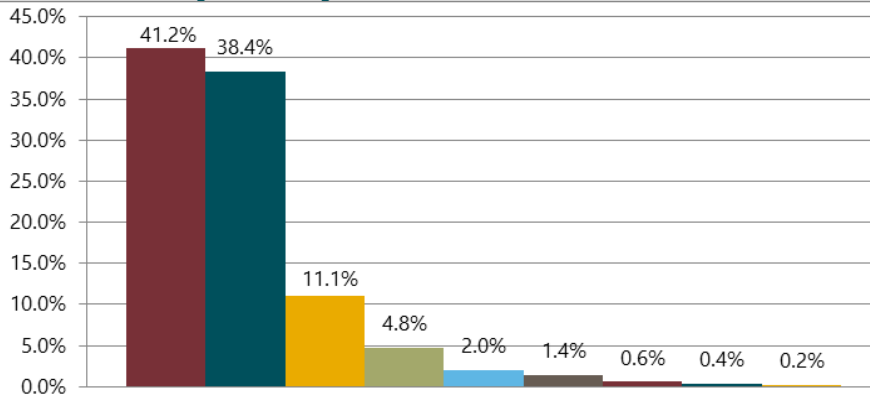
**Dedicated Hospital Levy**  
**0.5%**

**Dedicated Infrastructure Levy**  
**1%**

\*M = million

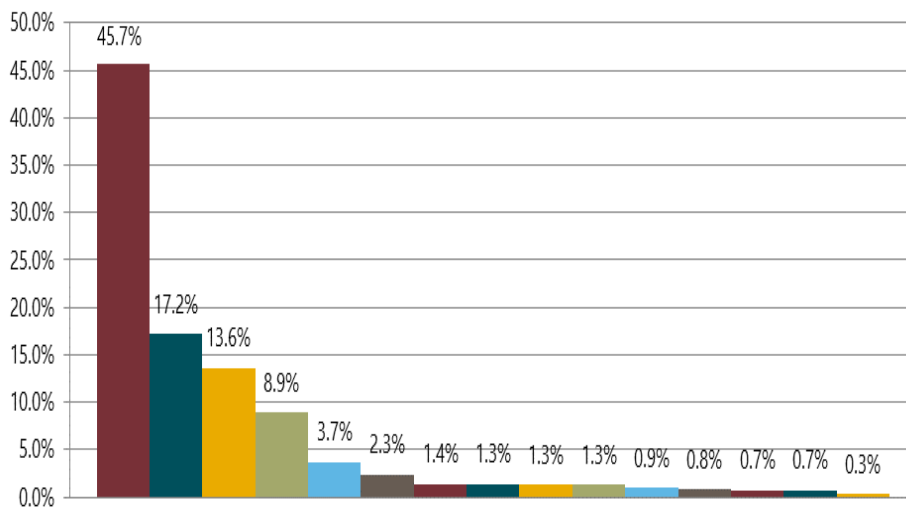
\* after assessment growth

## How the County Funds your services \* (%)



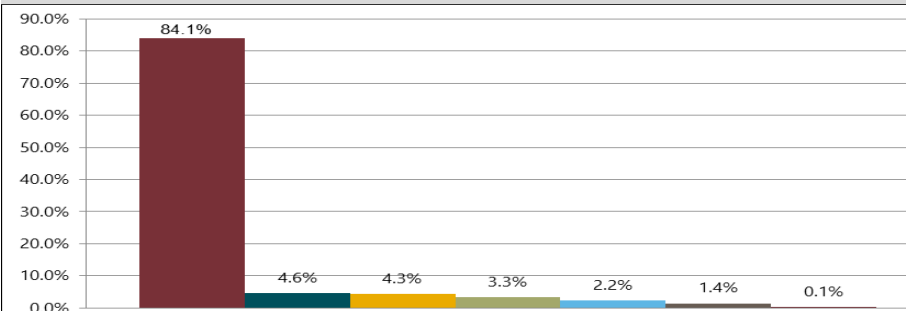
Provincial Subsidy 41.2%  
Tax Levy 38.4%  
Other Revenue 11.1%  
Municipal Joint Services 4.8%  
Provincial Offences 2%  
Federal Subsidy 1.4%  
Contribution from Reserve 0.6%  
Dedicated Infrastructure Levy 0.4%  
Dedicated Hospital Levy 0.2%

## Dollars invested by services (%)



Community & Social Services 45.7%  
Transportation 17.2%  
Paramedic Services 13.6%  
Homes for the Aged 8.9%  
Corporate Services 3.7%  
Protection 2.3%  
Property Assessment 1.4%  
County Properties 1.3%  
Planning & Development 1.3%  
Health Unit 1.3%  
Administration 0.9%  
Economic Development 0.8%  
Council/Joint Services 0.7%  
Transfer to Reserve 0.7%  
Other 0.3%

## Dollars invested in assets \* (%)



Public Works 84.1%  
Paramedic Services 4.6%  
County Properties 4.3%  
Maple View Lodge 3.3%  
Community Housing 2.2%  
Corporate Services 1.4%  
Forest Management 0.1%